

CHALCO ELEVEN LTD



“CHALCO HOUSE”

MARYCULTER

ABERDEEN

AB12 5GQ

TEL (44)-(0)-1224 733321

E-Mail: ce@chalco.co.uk

FAX (44)-(0)-1224 733685

www.chalco.co.uk


OPERATING MANUAL



COMMS SWITCHER CE-C55/C

CONTENTS

- 1.0 GENERAL
- 2.0 SPECIFICATIONS
- 3.0 OPERATING CONTROLS
- 4.0 CONNECTING DETAIL
- 5.0 BLOCK DIAGRAMS

CHALCO ELEVEN LIMITED			
Doc Title: CommsSwitcher SUPERIOR		Date: 23 10 07	
Doc No: Operating Manual	Rev:	Page: 2 of 7	

1.0 GENERAL


The Communication Comms Switcher CE-C55/C allows the user to use two Communication Units in a simplex mode via the Switcher and communicate with the individual compartments of the Diving Complex. The System also allows a two wire communication that can handle up to 25 watts RMS audio sound.

Once the two Communication Units are connected, the user simply selects one of the channels to communicate to and positions the switch to position 1 or 2. The appropriate Communication Unit is selected for that particular channel.

The Communication Comms Switcher CE-C55/C can also be used to hold two conversations simultaneously utilising both the Communication Systems. This is achieved by selecting the two appropriate channels; one to position 1 and the other to position 2 and the appropriate press-to-talk button pressed on the Communication Unit via the two operators wishing to communicate to their selected channel.

All the controlling is achieved passively, therefore, there is no power required other than when the user wants to communicate to all the channels. Then he presses "Call All" Button which will illuminate red thus indicating all channels have been activated via Comms Unit 1.


In the event of a power failure, the CE-C55/C "call all" can still be operated for a duration of 24 hours. If, however, the internal battery has exceeded its time limit, then the CE-C55/C will automatically revert to its original setting on the selector switch.

CHALCO ELEVEN LIMITED			
Doc Title: CommsSwitcher SUPERIOR	Date: 23 10 07		
Doc No: Operating Manual	Rev:	Page: 3 of 7	

2.0 SPECIFICATIONS

SUPPLY VOLTAGE :	90-230V AC 50/60Hz
INTERNAL BATTERY :	Rechargeable 12V DC 4 amp per hour which gives approximately 24 hours of operating time when fully charged. Charging time 6-10 hours.
OUTPUT WATTAGE CHANNEL 1 :	20 watts RMS isolated via 8 ohm load.
OUTPUT WATTAGE CHANNEL 2 :	20 watts RMS isolated via 8 ohm load.
OUTPUT WATTAGE CHANNEL 3 :	20 watts RMS isolated via 8 ohm load.
OUTPUT WATTAGE CHANNEL 4 :	20 watts RMS isolated via 8 ohm load.
OUTPUT WATTAGE CHANNEL 5 :	20 watts RMS isolated via 8 ohm load.
INPUT SIGNAL :	300mW-20 watts RMS
OPERATING TEMPERATURE :	-10 degrees C to +50 degrees C
SIZE :	U2 19" Rack

3.0 OPERATING CONTROLS



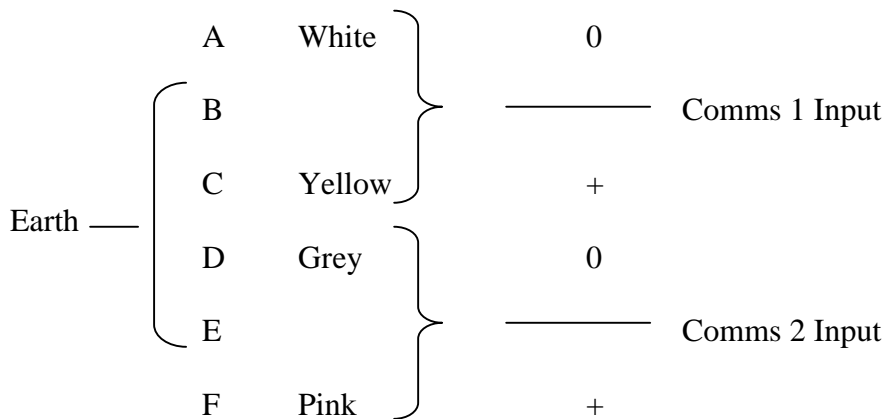
4.0 CONNECTING DETAILS



COMMUNICATION UNITS

6 PIN

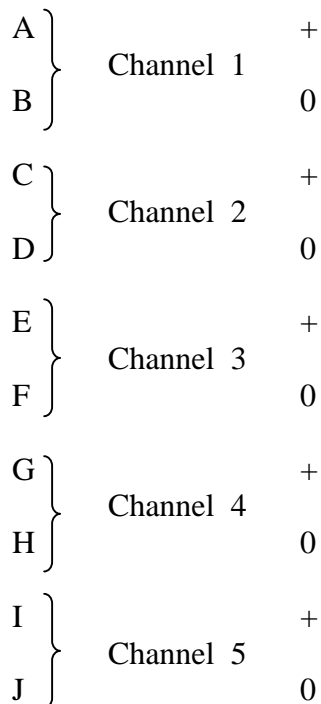
MALE



CHAMBERS

10 PIN

FEMALE



CHALCO ELEVEN LIMITED

Doc Title: CommsSwitcher SUPERIOR

Date: 23 10 07

Doc No: Operating Manual

Rev:

Page: 6 of 7



5.0 BLOCK DIAGRAMS

